

Scaled data based on original data using  
LM-79-08 Approved Method: Electrical and Photometric Measurements of Solid-  
State Lighting Products

Test Report Prepared for  
Cooper Lighting Solutions  
(formerly Eaton)

Brand: McGRAW-EDISON

Report Number: P226790

Luminaire Tested: **ISW-AF-600-LED-E1-SL2**

Issue Date: 3/3/2020

**Test Information**

Test Method: LM-79-08  
Report Number: P226790  
TEST IS SCALED FROM IESNA LM-79-08 TEST DATA (P35945)  
Test Lab: INNOVATION CENTER-P3  
Issue Date: 3/3/2020  
Manufacturer: COOPER LIGHTING SOLUTIONS (FORMERLY EATON)  
Product Line: MCGRAW-EDISON  
Catalog Number: ISW-AF-600-LED-E1-SL2  
Description: IMPACT ELITE LED WEDGE LUMINAIRE  
LIGHT SQUARE WITH ACCULED OPTICS-TYPE II W/SPILL CONTROL  
Light Source: (16) 4000K CCT, 70 CRI LEDs  
Ballast/Driver: ELECTRONIC DRIVER

**Summary**

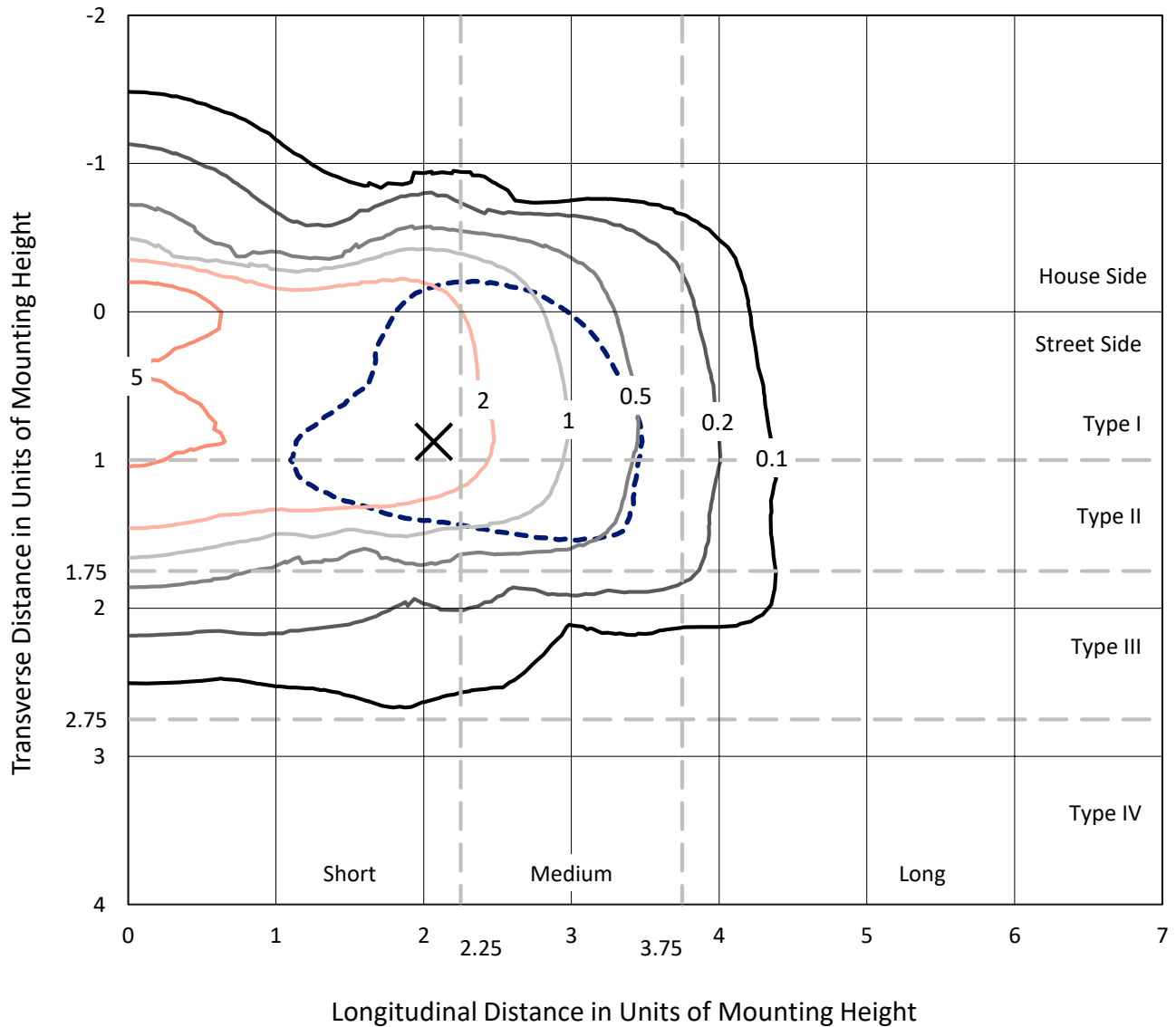
Lumens per Lamp: N/A  
Luminaire Lumens: 4043.8 lumens  
Efficiency: N/A  
Efficacy: 120.0 lumens/watt  
Luminous Opening: Rectangular (W 0.5' x L: 0.5' x H: 0')  
IES Classification: Type II - Short - Semi-Cutoff  
BUG Rating: B1 - U1 - G1  
  
Input Watts (W): 33.7  
Input Voltage (V): 120  
Input Current (Ain): NR  
Voltage Rise (V): NR  
Power Factor: NR  
Total Harmonic Distortion (THDi): NR  
Frequency (hertz): 60  
Stabilization Time: NR  
Operation Time: NR  
Ambient Temperature (°C): NR  
Test Distance: 25 FT



REPORT NUMBER: P226790  
 CATALOG NUMBER: ISW-AF-600-LED-E1-SL2

### Iso-Footcandle Lines of Horizontal Illumination

× Max cd  
 - - - 1/2 Max cd

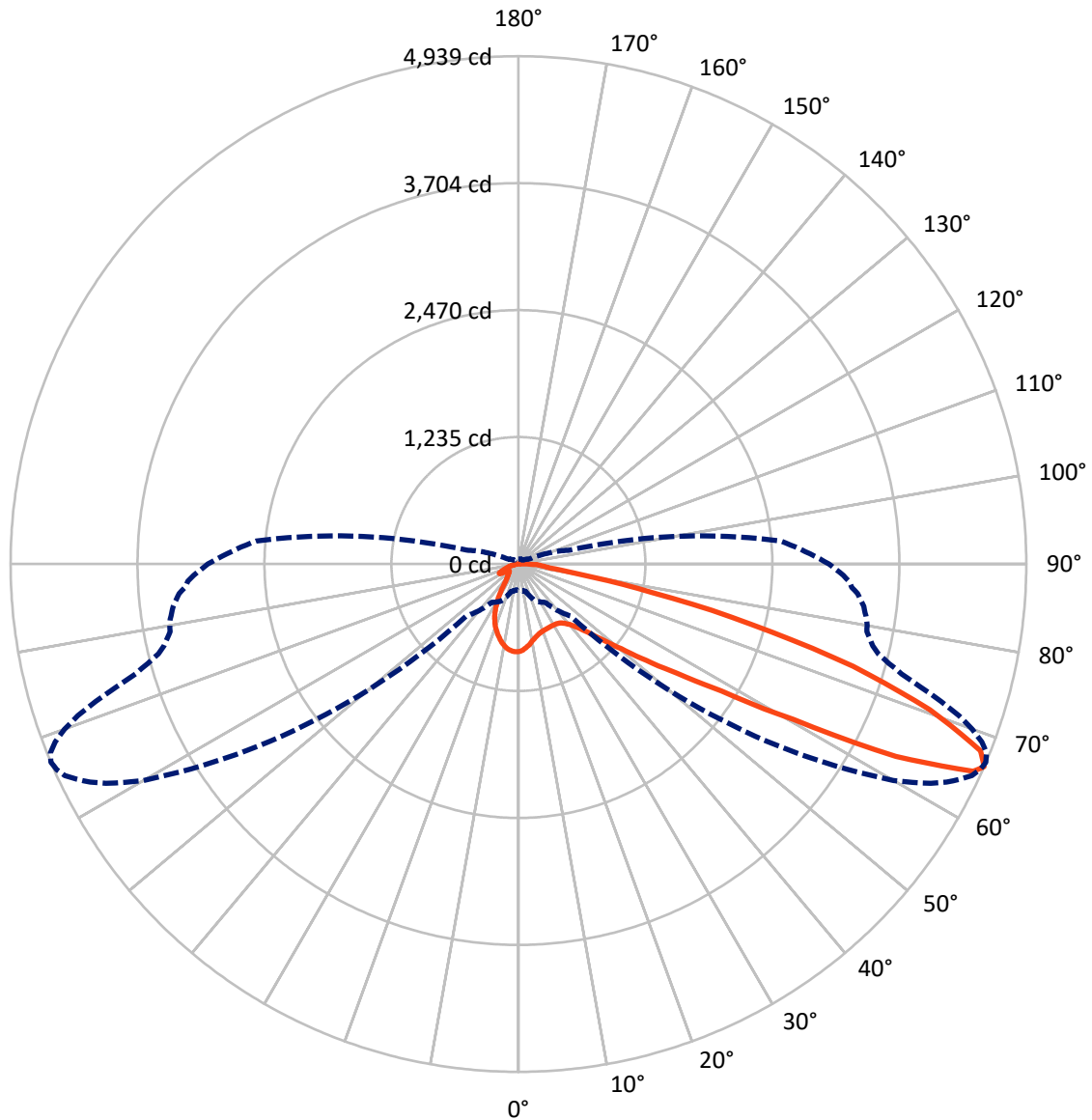


Based on 10 foot mounting height. Maximum calculated value = 8.5 fc  
 Type II - Short - Semi-Cutoff

REPORT NUMBER: P226790

CATALOG NUMBER: ISW-AF-600-LED-E1-SL2

### Luminous Intensity Polar Plot



— Vertical Plane Through 67-Deg Lateral      - - - Horizontal Cone Through 66-Deg Vertical

REPORT NUMBER: P226790

CATALOG NUMBER: ISW-AF-600-LED-E1-SL2

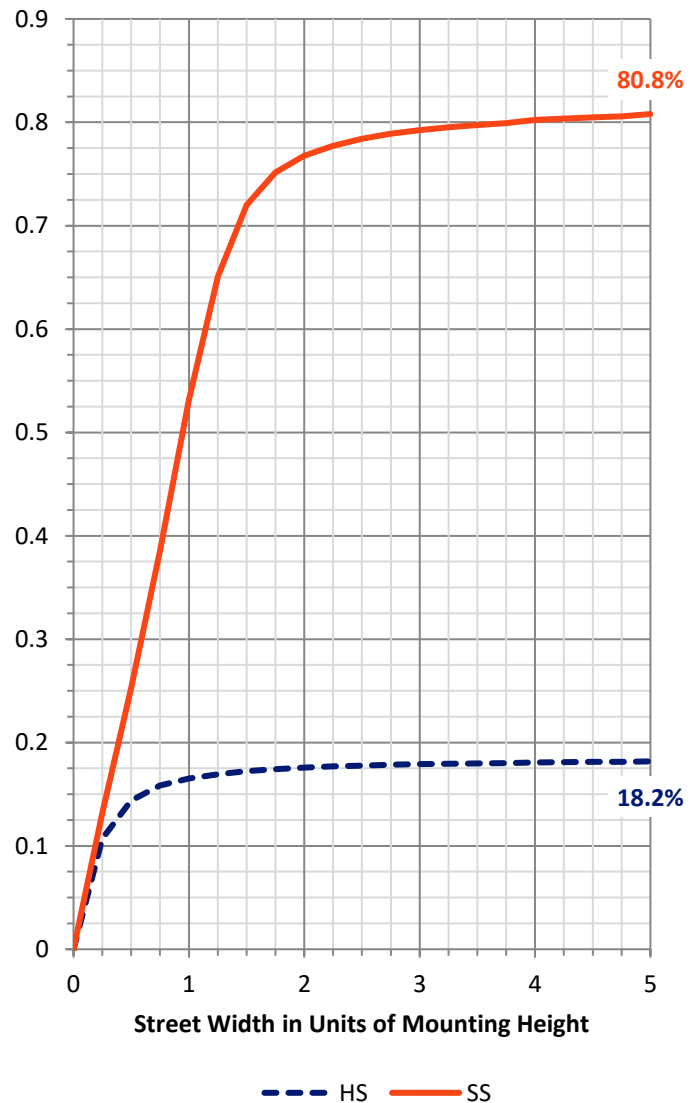
**FLUX DISTRIBUTION:**

		Downward	Upward	Total
<b>House Side</b>	Lumens	746.6	0.3	747.0
	% Fixture	18.5	0.0	18.5
<b>Street Side</b>	Lumens	3295.7	1.2	3296.8
	% Fixture	81.5	0.0	81.5
<b>Total</b>	Lumens	4042.3	1.5	4043.8
	% Fixture	100.0	0.0	100.0

**Coefficient of Utilization**

**ZONAL LUMENS:**

Zone	Lumens	% Fixture
0°-10°	73.8	1.8
10°-20°	175.7	4.3
20°-30°	240.9	6.0
30°-40°	344.2	8.5
40°-50°	558.0	13.8
50°-60°	884.2	21.9
60°-70°	1120.4	27.7
70°-80°	556.9	13.8
80°-90°	88.2	2.2
90°-100°	1.5	0.0
100°-110°	0.0	0.0
110°-120°	0.0	0.0
120°-130°	0.0	0.0
130°-140°	0.0	0.0
140°-150°	0.0	0.0
150°-160°	0.0	0.0
160°-170°	0.0	0.0
170°-180°	0.0	0.0
0°-90°	4042.3	100.0
0°-180°	4043.8	100.0



REPORT NUMBER: P226790

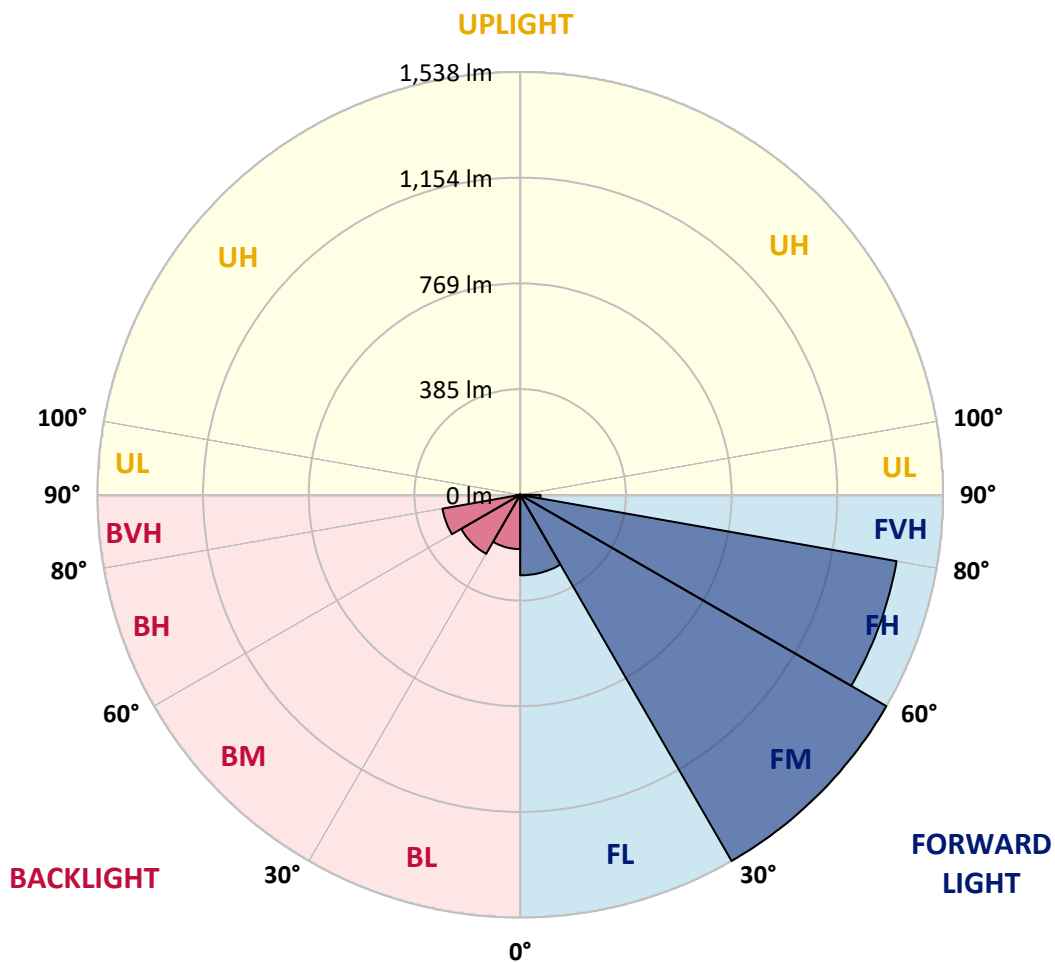
CATALOG NUMBER: ISW-AF-600-LED-E1-SL2

**LUMINAIRE CLASSIFICATION SYSTEM LUMEN TABLE AND BUG RATING:**

Zone		Lumens	% Fixture	Zone Rating/Lumen Limit		
				B	U	G
FL	(0°-30°)	293.0	7.2			
FM	(30°-60°)	1538.3	38.0			
FH	(60°-80°)	1390.4	34.4			G1/1800
FVH	(80°-90°)	74.0	1.8			G1/100
BL	(0°-30°)	197.4	4.9	B1/500		
BM	(30°-60°)	248.1	6.1	B1/1000		
BH	(60°-80°)	286.9	7.1	B1/500		G1/500
BVH	(80°-90°)	14.2	0.4			G1/100
UL	(90°-100°)	1.5	0.0		U1/10	
UH	(100°-180°)	0.3	0.0		U1/10	

**BUG Rating: B1-U1-G1**

Type II Short





REPORT NUMBER: P226790

CATALOG NUMBER: ISW-AF-600-LED-E1-SL2

**CANDELA DISTRIBUTION (FULL):**

	0°	5°	15°	25°	35°	45°	55°	60°	61°	62°	63°
0°	851.2	851.2	851.2	851.2	851.2	851.2	851.2	851.2	851.2	851.2	851.2
2.5°	791.0	792.9	803.2	808.6	816.5	819.0	828.1	831.8	834.7	834.1	834.1
5°	720.0	725.4	730.3	741.2	752.8	766.7	784.3	797.7	800.2	803.2	805.0
7.5°	665.8	669.5	678.0	685.9	700.5	720.0	744.8	761.9	765.5	766.7	771.0
10°	627.6	630.0	637.3	647.6	664.6	683.5	709.6	727.2	732.7	735.1	738.8
12.5°	597.8	601.5	608.1	619.1	637.3	656.7	684.0	701.7	705.3	708.4	713.8
15°	579.0	581.4	587.5	599.7	616.0	635.5	662.3	683.5	685.9	689.0	693.8
17.5°	575.3	577.1	580.8	589.9	602.7	621.5	648.9	666.5	670.7	674.9	679.9
20°	589.9	591.2	592.4	593.6	600.9	613.1	639.8	658.6	662.3	665.8	672.0
22.5°	621.5	623.4	620.3	616.0	610.6	613.1	635.5	654.9	657.3	661.0	665.8
25°	676.2	674.3	665.2	658.6	639.1	623.4	636.7	653.2	656.1	659.8	665.2
27.5°	740.6	738.2	732.7	714.4	682.3	650.1	643.9	656.1	658.0	661.0	665.8
30°	809.9	810.5	805.6	785.5	744.2	690.2	660.4	663.5	664.6	667.1	670.1
32.5°	872.5	881.6	881.0	879.7	820.8	744.2	692.0	679.9	678.0	679.9	681.1
35°	944.7	946.5	963.5	972.1	924.0	823.2	738.2	711.5	704.1	704.7	703.5
37.5°	1022.5	1024.9	1054.0	1068.7	1031.6	913.1	799.5	758.2	751.6	744.8	740.0
40°	1135.5	1145.2	1160.4	1176.8	1158.6	1034.0	880.4	824.4	807.4	806.2	796.5
42.5°	1304.4	1301.4	1294.0	1307.4	1285.5	1169.5	978.1	918.0	905.2	888.2	874.8
45°	1470.3	1476.9	1445.3	1451.5	1452.6	1326.3	1119.7	1035.2	1028.6	1008.5	993.9
47.5°	1582.0	1574.7	1532.2	1563.2	1639.2	1509.2	1283.7	1195.0	1181.1	1170.8	1161.7
50°	1588.1	1582.0	1554.7	1609.4	1771.5	1834.2	1512.1	1408.9	1388.9	1370.7	1365.1
52.5°	1439.9	1431.4	1440.5	1551.6	1819.6	2106.4	1834.8	1674.4	1658.0	1642.8	1621.5
55°	1175.6	1185.3	1228.5	1388.2	1746.1	2299.6	2469.6	2084.5	2014.0	2013.4	1961.1
57.5°	877.9	868.2	900.4	1050.5	1560.2	2368.2	3052.9	2957.6	2800.1	2693.8	2565.7
60°	592.4	594.7	624.5	701.7	1085.7	2293.5	3443.6	3775.9	3720.6	3698.1	3663.5
62.5°	410.7	414.3	441.7	513.9	634.8	1845.1	3557.7	4234.6	4333.6	4415.6	4395.5
65°	287.3	288.0	315.3	427.1	475.7	947.8	3305.7	4295.4	4443.0	4583.9	4710.3
66°	253.4	254.0	276.4	397.3	456.2	715.0	3087.0	4210.9	4379.2	4543.2	4673.9
67.5°	216.9	220.5	238.1	337.8	437.4	551.7	2549.8	3958.7	4135.0	4315.4	4487.9
70°	148.8	150.1	165.8	274.0	409.5	484.2	1453.2	3090.5	3334.2	3651.3	3834.8
72.5°	106.3	105.1	106.9	169.5	420.4	481.2	763.6	2034.0	2374.9	2653.1	2851.8
75°	94.8	91.8	83.9	105.1	306.8	525.5	511.6	1197.5	1456.9	1710.3	1913.7
77.5°	84.5	79.6	75.3	80.8	151.9	495.1	459.3	685.9	818.4	1007.3	1164.0
80°	64.4	61.4	63.8	69.9	91.1	455.6	456.2	456.2	492.1	554.0	616.0
82.5°	42.6	38.9	44.4	57.7	68.6	343.3	471.5	402.8	396.1	393.7	397.9
85°	26.7	23.1	31.0	43.2	52.9	179.2	483.7	425.2	394.2	364.5	334.7
87.5°	9.7	10.9	15.8	25.0	34.7	77.7	424.1	374.8	353.6	316.5	281.9
90°	2.5	1.8	3.1	7.3	7.9	14.6	65.0	103.9	62.0	31.0	25.0
92.5°	0.0	0.0	0.0	0.0	0.0	0.0	0.0	0.0	0.0	0.0	0.0
95°	0.0	0.0	0.0	0.0	0.0	0.0	0.0	0.0	0.0	0.0	0.0
97.5°	0.0	0.0	0.0	0.0	0.0	0.0	0.0	0.0	0.0	0.0	0.0
100°	0.0	0.0	0.0	0.0	0.0	0.0	0.0	0.0	0.0	0.0	0.0
102.5°	0.0	0.0	0.0	0.0	0.0	0.0	0.0	0.0	0.0	0.0	0.0
105°	0.0	0.0	0.0	0.0	0.0	0.0	0.0	0.0	0.0	0.0	0.0
107.5°	0.0	0.0	0.0	0.0	0.0	0.0	0.0	0.0	0.0	0.0	0.0



REPORT NUMBER: P226790

CATALOG NUMBER: ISW-AF-600-LED-E1-SL2

**CANDELA DISTRIBUTION (continued):**

	0°	5°	15°	25°	35°	45°	55°	60°	61°	62°	63°
110°	0.0	0.0	0.0	0.0	0.0	0.0	0.0	0.0	0.0	0.0	0.0
112.5°	0.0	0.0	0.0	0.0	0.0	0.0	0.0	0.0	0.0	0.0	0.0
115°	0.0	0.0	0.0	0.0	0.0	0.0	0.0	0.0	0.0	0.0	0.0
117.5°	0.0	0.0	0.0	0.0	0.0	0.0	0.0	0.0	0.0	0.0	0.0
120°	0.0	0.0	0.0	0.0	0.0	0.0	0.0	0.0	0.0	0.0	0.0
122.5°	0.0	0.0	0.0	0.0	0.0	0.0	0.0	0.0	0.0	0.0	0.0
125°	0.0	0.0	0.0	0.0	0.0	0.0	0.0	0.0	0.0	0.0	0.0
127.5°	0.0	0.0	0.0	0.0	0.0	0.0	0.0	0.0	0.0	0.0	0.0
130°	0.0	0.0	0.0	0.0	0.0	0.0	0.0	0.0	0.0	0.0	0.0
132.5°	0.0	0.0	0.0	0.0	0.0	0.0	0.0	0.0	0.0	0.0	0.0
135°	0.0	0.0	0.0	0.0	0.0	0.0	0.0	0.0	0.0	0.0	0.0
137.5°	0.0	0.0	0.0	0.0	0.0	0.0	0.0	0.0	0.0	0.0	0.0
140°	0.0	0.0	0.0	0.0	0.0	0.0	0.0	0.0	0.0	0.0	0.0
142.5°	0.0	0.0	0.0	0.0	0.0	0.0	0.0	0.0	0.0	0.0	0.0
145°	0.0	0.0	0.0	0.0	0.0	0.0	0.0	0.0	0.0	0.0	0.0
147.5°	0.0	0.0	0.0	0.0	0.0	0.0	0.0	0.0	0.0	0.0	0.0
150°	0.0	0.0	0.0	0.0	0.0	0.0	0.0	0.0	0.0	0.0	0.0
152.5°	0.0	0.0	0.0	0.0	0.0	0.0	0.0	0.0	0.0	0.0	0.0
155°	0.0	0.0	0.0	0.0	0.0	0.0	0.0	0.0	0.0	0.0	0.0
157.5°	0.0	0.0	0.0	0.0	0.0	0.0	0.0	0.0	0.0	0.0	0.0
160°	0.0	0.0	0.0	0.0	0.0	0.0	0.0	0.0	0.0	0.0	0.0
162.5°	0.0	0.0	0.0	0.0	0.0	0.0	0.0	0.0	0.0	0.0	0.0
165°	0.0	0.0	0.0	0.0	0.0	0.0	0.0	0.0	0.0	0.0	0.0
167.5°	0.0	0.0	0.0	0.0	0.0	0.0	0.0	0.0	0.0	0.0	0.0
170°	0.0	0.0	0.0	0.0	0.0	0.0	0.0	0.0	0.0	0.0	0.0
172.5°	0.0	0.0	0.0	0.0	0.0	0.0	0.0	0.0	0.0	0.0	0.0
175°	0.0	0.0	0.0	0.0	0.0	0.0	0.0	0.0	0.0	0.0	0.0
177.5°	0.0	0.0	0.0	0.0	0.0	0.0	0.0	0.0	0.0	0.0	0.0
180°	0.0	0.0	0.0	0.0	0.0	0.0	0.0	0.0	0.0	0.0	0.0





REPORT NUMBER: P226790

CATALOG NUMBER: ISW-AF-600-LED-E1-SL2

**CANDELA DISTRIBUTION (continued):**

	64°	65°	66°	67°	68°	69°	70°	71°	72°	73°	74°
0°	851.2	851.2	851.2	851.2	851.2	851.2	851.2	851.2	851.2	851.2	851.2
2.5°	834.7	837.8	839.0	837.8	838.4	842.1	840.9	842.7	842.7	843.8	843.8
5°	807.4	809.9	814.7	814.1	819.0	820.8	822.7	825.0	828.1	829.9	833.5
7.5°	775.2	780.1	784.3	786.8	789.8	795.9	797.7	803.2	808.0	812.9	816.5
10°	744.2	750.9	755.8	757.6	764.2	767.3	774.0	778.3	784.3	790.4	795.9
12.5°	718.1	724.1	726.6	732.7	738.8	744.8	747.9	755.8	761.9	769.8	777.0
15°	698.7	704.7	709.6	713.8	720.0	726.0	730.9	738.8	746.0	753.9	760.7
17.5°	686.5	690.2	696.2	699.9	707.2	714.4	720.0	729.1	736.9	743.6	752.8
20°	677.4	681.7	687.1	692.6	699.3	708.4	713.3	723.0	731.5	739.4	747.9
22.5°	672.6	676.8	682.3	687.7	695.0	702.4	710.2	718.7	727.8	736.3	744.8
25°	670.7	674.3	679.2	684.7	692.6	700.5	707.2	716.9	724.8	733.9	744.2
27.5°	671.4	673.7	679.2	684.0	692.0	699.3	705.9	715.7	724.8	733.4	743.6
30°	673.7	675.6	681.1	685.3	692.0	699.3	705.3	715.7	723.5	732.7	743.6
32.5°	682.3	684.7	687.1	690.2	696.2	701.7	709.0	718.1	725.4	734.5	743.6
35°	702.4	700.5	702.4	703.5	707.8	713.3	718.7	726.6	733.4	741.2	750.9
37.5°	733.9	730.3	731.5	730.9	730.9	734.5	740.0	745.4	750.9	758.8	768.5
40°	792.3	783.2	780.7	774.0	772.2	775.2	778.9	779.5	786.1	796.5	800.8
42.5°	867.6	855.4	857.2	846.3	843.2	839.6	844.4	841.5	845.7	852.4	861.5
45°	986.6	975.1	962.9	945.3	949.0	935.6	932.0	933.1	932.6	935.0	945.9
47.5°	1128.8	1113.6	1105.7	1099.1	1086.3	1078.4	1068.1	1052.8	1056.5	1061.4	1071.1
50°	1336.6	1331.8	1316.5	1294.6	1291.7	1280.1	1277.1	1263.7	1258.8	1258.2	1257.6
52.5°	1614.2	1582.6	1576.6	1555.9	1540.2	1529.2	1525.5	1506.7	1487.9	1498.8	1497.6
55°	1952.6	1926.5	1893.1	1874.9	1862.1	1836.0	1829.3	1805.6	1794.7	1788.6	1773.4
57.5°	2521.3	2429.6	2360.9	2326.9	2278.9	2230.2	2213.3	2164.7	2127.0	2100.3	2102.1
60°	3512.8	3349.3	3156.8	3070.5	2870.6	2841.5	2704.2	2670.7	2588.2	2533.4	2501.8
62.5°	4381.6	4337.2	4244.9	4119.1	3918.6	3687.7	3583.9	3377.4	3215.7	3145.3	3047.5
65°	4796.5	4859.1	4884.6	4861.0	4780.8	4639.8	4515.8	4314.2	4043.2	3890.1	3699.9
66°	4775.2	4868.2	4915.0	4939.3	4910.2	4826.9	4696.9	4531.1	4321.5	4088.1	3874.9
67.5°	4619.7	4710.3	4775.2	4849.4	4849.4	4823.3	4770.4	4659.8	4511.6	4308.1	4116.7
70°	3984.3	4106.9	4221.8	4244.3	4307.4	4288.0	4329.9	4259.5	4224.3	4139.2	4036.5
72.5°	3103.9	3206.6	3305.1	3403.5	3387.1	3365.8	3361.5	3376.1	3304.4	3329.9	3303.2
75°	2064.4	2241.2	2342.0	2332.3	2339.1	2344.5	2299.6	2199.3	2277.1	2178.7	2211.4
77.5°	1254.5	1336.6	1363.9	1333.5	1294.0	1243.0	1161.0	1113.0	1044.3	1049.9	1004.2
80°	658.0	668.3	646.4	585.0	551.7	521.3	427.7	385.8	346.9	332.4	299.5
82.5°	377.3	352.4	325.6	304.9	265.5	238.8	202.3	179.2	154.4	132.5	124.6
85°	305.6	272.2	247.2	224.2	197.4	173.8	143.4	119.7	101.5	88.1	85.0
87.5°	252.2	229.0	203.6	181.7	155.5	131.2	101.5	79.0	62.6	50.4	46.7
90°	22.5	30.4	21.9	12.2	18.2	9.7	5.4	6.0	4.9	4.9	5.4
92.5°	0.0	0.0	0.0	0.0	0.0	0.0	0.0	0.0	0.0	0.0	0.0
95°	0.0	0.0	0.0	0.0	0.0	0.0	0.0	0.0	0.0	0.0	0.0
97.5°	0.0	0.0	0.0	0.0	0.0	0.0	0.0	0.0	0.0	0.0	0.0
100°	0.0	0.0	0.0	0.0	0.0	0.0	0.0	0.0	0.0	0.0	0.0
102.5°	0.0	0.0	0.0	0.0	0.0	0.0	0.0	0.0	0.0	0.0	0.0
105°	0.0	0.0	0.0	0.0	0.0	0.0	0.0	0.0	0.0	0.0	0.0
107.5°	0.0	0.0	0.0	0.0	0.0	0.0	0.0	0.0	0.0	0.0	0.0



REPORT NUMBER: P226790

CATALOG NUMBER: ISW-AF-600-LED-E1-SL2

**CANDELA DISTRIBUTION (continued):**

	64°	65°	66°	67°	68°	69°	70°	71°	72°	73°	74°
110°	0.0	0.0	0.0	0.0	0.0	0.0	0.0	0.0	0.0	0.0	0.0
112.5°	0.0	0.0	0.0	0.0	0.0	0.0	0.0	0.0	0.0	0.0	0.0
115°	0.0	0.0	0.0	0.0	0.0	0.0	0.0	0.0	0.0	0.0	0.0
117.5°	0.0	0.0	0.0	0.0	0.0	0.0	0.0	0.0	0.0	0.0	0.0
120°	0.0	0.0	0.0	0.0	0.0	0.0	0.0	0.0	0.0	0.0	0.0
122.5°	0.0	0.0	0.0	0.0	0.0	0.0	0.0	0.0	0.0	0.0	0.0
125°	0.0	0.0	0.0	0.0	0.0	0.0	0.0	0.0	0.0	0.0	0.0
127.5°	0.0	0.0	0.0	0.0	0.0	0.0	0.0	0.0	0.0	0.0	0.0
130°	0.0	0.0	0.0	0.0	0.0	0.0	0.0	0.0	0.0	0.0	0.0
132.5°	0.0	0.0	0.0	0.0	0.0	0.0	0.0	0.0	0.0	0.0	0.0
135°	0.0	0.0	0.0	0.0	0.0	0.0	0.0	0.0	0.0	0.0	0.0
137.5°	0.0	0.0	0.0	0.0	0.0	0.0	0.0	0.0	0.0	0.0	0.0
140°	0.0	0.0	0.0	0.0	0.0	0.0	0.0	0.0	0.0	0.0	0.0
142.5°	0.0	0.0	0.0	0.0	0.0	0.0	0.0	0.0	0.0	0.0	0.0
145°	0.0	0.0	0.0	0.0	0.0	0.0	0.0	0.0	0.0	0.0	0.0
147.5°	0.0	0.0	0.0	0.0	0.0	0.0	0.0	0.0	0.0	0.0	0.0
150°	0.0	0.0	0.0	0.0	0.0	0.0	0.0	0.0	0.0	0.0	0.0
152.5°	0.0	0.0	0.0	0.0	0.0	0.0	0.0	0.0	0.0	0.0	0.0
155°	0.0	0.0	0.0	0.0	0.0	0.0	0.0	0.0	0.0	0.0	0.0
157.5°	0.0	0.0	0.0	0.0	0.0	0.0	0.0	0.0	0.0	0.0	0.0
160°	0.0	0.0	0.0	0.0	0.0	0.0	0.0	0.0	0.0	0.0	0.0
162.5°	0.0	0.0	0.0	0.0	0.0	0.0	0.0	0.0	0.0	0.0	0.0
165°	0.0	0.0	0.0	0.0	0.0	0.0	0.0	0.0	0.0	0.0	0.0
167.5°	0.0	0.0	0.0	0.0	0.0	0.0	0.0	0.0	0.0	0.0	0.0
170°	0.0	0.0	0.0	0.0	0.0	0.0	0.0	0.0	0.0	0.0	0.0
172.5°	0.0	0.0	0.0	0.0	0.0	0.0	0.0	0.0	0.0	0.0	0.0
175°	0.0	0.0	0.0	0.0	0.0	0.0	0.0	0.0	0.0	0.0	0.0
177.5°	0.0	0.0	0.0	0.0	0.0	0.0	0.0	0.0	0.0	0.0	0.0
180°	0.0	0.0	0.0	0.0	0.0	0.0	0.0	0.0	0.0	0.0	0.0



REPORT NUMBER: P226790

CATALOG NUMBER: ISW-AF-600-LED-E1-SL2

**CANDELA DISTRIBUTION (continued):**

	75°	76°	77°	78°	79°	80°	81°	82°	83°	84°	85°
0°	851.2	851.2	851.2	851.2	851.2	851.2	851.2	851.2	851.2	851.2	851.2
2.5°	845.7	845.7	846.9	848.1	848.7	848.7	848.7	850.0	850.6	848.7	850.6
5°	835.3	838.4	840.9	842.7	843.2	845.1	846.9	848.1	850.0	850.0	851.2
7.5°	821.4	826.9	829.9	833.0	836.0	839.0	842.7	845.1	846.3	848.7	850.6
10°	803.7	810.5	816.5	821.4	825.6	831.8	836.6	840.3	845.7	846.3	850.6
12.5°	784.9	794.6	799.5	808.6	814.7	823.8	828.7	834.1	840.3	843.2	848.1
15°	771.6	780.1	789.2	797.7	807.4	818.4	824.4	831.8	840.3	846.9	853.0
17.5°	761.3	772.8	783.2	794.0	806.2	817.7	826.9	834.7	845.7	849.4	855.4
20°	758.2	771.0	781.3	792.9	805.6	820.8	831.8	840.3	851.2	857.2	862.8
22.5°	757.0	769.2	781.3	795.2	809.3	825.0	836.6	847.5	858.5	863.9	868.2
25°	755.8	768.5	781.9	797.7	812.9	829.3	842.7	853.0	863.3	868.8	872.5
27.5°	755.8	769.2	783.7	799.5	815.9	834.1	846.9	856.6	865.7	870.6	871.9
30°	755.1	769.2	783.2	800.8	818.4	837.2	851.2	860.3	868.2	871.2	870.0
32.5°	756.4	771.0	786.1	803.7	822.0	840.3	854.8	865.1	869.4	868.8	868.2
35°	762.5	775.8	793.4	811.1	829.9	846.9	860.9	868.2	871.9	870.6	867.6
37.5°	778.9	792.3	809.9	829.3	843.8	863.3	876.1	881.6	882.2	878.5	871.2
40°	812.9	826.2	842.1	863.3	881.0	894.3	906.4	912.6	908.9	902.2	894.3
42.5°	867.0	883.9	902.9	919.8	940.5	958.7	961.8	965.4	959.3	946.5	936.8
45°	953.8	964.1	988.5	1001.3	1028.0	1037.1	1043.7	1045.6	1032.3	1021.9	1004.8
47.5°	1079.0	1099.1	1116.0	1128.2	1147.6	1159.8	1173.1	1167.1	1156.8	1139.2	1116.7
50°	1275.8	1288.6	1310.5	1332.3	1353.0	1361.5	1361.5	1355.4	1348.8	1314.7	1287.4
52.5°	1517.6	1518.9	1550.5	1576.6	1594.2	1581.5	1596.6	1581.5	1577.2	1553.5	1531.1
55°	1797.7	1786.2	1824.4	1847.6	1863.3	1878.5	1875.5	1873.6	1857.9	1831.1	1803.8
57.5°	2063.8	2097.3	2115.5	2149.5	2157.4	2167.7	2163.4	2157.4	2148.3	2133.1	2120.9
60°	2447.8	2470.2	2486.7	2493.3	2515.8	2518.9	2534.1	2509.2	2515.2	2497.6	2459.4
62.5°	2970.2	2946.0	2958.7	2958.7	2952.0	2928.4	2941.1	2950.8	2934.4	2919.8	2913.8
65°	3555.4	3477.0	3401.6	3388.8	3354.3	3346.4	3336.7	3312.3	3302.0	3276.5	3255.8
66°	3730.3	3608.8	3537.7	3494.0	3452.0	3442.9	3429.5	3404.1	3383.4	3347.6	3312.9
67.5°	3926.5	3769.8	3662.9	3600.9	3549.2	3515.3	3488.5	3452.0	3419.2	3365.8	3310.5
70°	3913.8	3784.4	3655.6	3561.4	3483.7	3413.8	3372.5	3294.1	3227.3	3150.7	3087.6
72.5°	3288.6	3265.6	3190.8	3138.0	3042.6	3005.5	2896.2	2846.4	2754.0	2655.0	2624.6
75°	2286.2	2195.7	2157.4	2136.1	2094.2	1978.8	1903.4	1919.9	1811.6	1715.1	1659.8
77.5°	999.4	1017.6	912.0	864.5	828.1	765.5	707.2	667.1	643.9	628.8	560.2
80°	276.4	241.2	238.1	221.2	217.5	193.8	196.8	179.8	168.3	165.8	160.4
82.5°	120.9	118.5	114.8	113.0	111.2	108.7	105.7	105.1	101.5	98.4	99.0
85°	80.2	79.6	77.7	75.9	72.9	68.6	65.6	63.2	63.8	60.8	60.1
87.5°	46.7	45.5	44.9	42.6	41.9	38.3	38.9	35.8	35.2	34.7	32.8
90°	6.6	7.3	9.1	8.5	6.0	11.6	9.7	8.5	9.1	7.3	7.3
92.5°	0.0	0.0	0.0	0.0	0.0	0.0	0.0	0.0	0.0	0.0	0.0
95°	0.0	0.0	0.0	0.0	0.0	0.0	0.0	0.0	0.0	0.0	0.0
97.5°	0.0	0.0	0.0	0.0	0.0	0.0	0.0	0.0	0.0	0.0	0.0
100°	0.0	0.0	0.0	0.0	0.0	0.0	0.0	0.0	0.0	0.0	0.0
102.5°	0.0	0.0	0.0	0.0	0.0	0.0	0.0	0.0	0.0	0.0	0.0
105°	0.0	0.0	0.0	0.0	0.0	0.0	0.0	0.0	0.0	0.0	0.0
107.5°	0.0	0.0	0.0	0.0	0.0	0.0	0.0	0.0	0.0	0.0	0.0



REPORT NUMBER: P226790  
 CATALOG NUMBER: ISW-AF-600-LED-E1-SL2

REPORT N  
 CATALOG

**CANDELA DISTRIBUTION (continued):**

**CANDELA**

	75°	76°	77°	78°	79°	80°	81°	82°	83°	84°	85°	
110°	0.0	0.0	0.0	0.0	0.0	0.0	0.0	0.0	0.0	0.0	0.0	0°
112.5°	0.0	0.0	0.0	0.0	0.0	0.0	0.0	0.0	0.0	0.0	0.0	2.5°
115°	0.0	0.0	0.0	0.0	0.0	0.0	0.0	0.0	0.0	0.0	0.0	5°
117.5°	0.0	0.0	0.0	0.0	0.0	0.0	0.0	0.0	0.0	0.0	0.0	7.5°
120°	0.0	0.0	0.0	0.0	0.0	0.0	0.0	0.0	0.0	0.0	0.0	10°
122.5°	0.0	0.0	0.0	0.0	0.0	0.0	0.0	0.0	0.0	0.0	0.0	12.5°
125°	0.0	0.0	0.0	0.0	0.0	0.0	0.0	0.0	0.0	0.0	0.0	15°
127.5°	0.0	0.0	0.0	0.0	0.0	0.0	0.0	0.0	0.0	0.0	0.0	17.5°
130°	0.0	0.0	0.0	0.0	0.0	0.0	0.0	0.0	0.0	0.0	0.0	20°
132.5°	0.0	0.0	0.0	0.0	0.0	0.0	0.0	0.0	0.0	0.0	0.0	22.5°
135°	0.0	0.0	0.0	0.0	0.0	0.0	0.0	0.0	0.0	0.0	0.0	25°
137.5°	0.0	0.0	0.0	0.0	0.0	0.0	0.0	0.0	0.0	0.0	0.0	27.5°
140°	0.0	0.0	0.0	0.0	0.0	0.0	0.0	0.0	0.0	0.0	0.0	30°
142.5°	0.0	0.0	0.0	0.0	0.0	0.0	0.0	0.0	0.0	0.0	0.0	32.5°
145°	0.0	0.0	0.0	0.0	0.0	0.0	0.0	0.0	0.0	0.0	0.0	35°
147.5°	0.0	0.0	0.0	0.0	0.0	0.0	0.0	0.0	0.0	0.0	0.0	37.5°
150°	0.0	0.0	0.0	0.0	0.0	0.0	0.0	0.0	0.0	0.0	0.0	40°
152.5°	0.0	0.0	0.0	0.0	0.0	0.0	0.0	0.0	0.0	0.0	0.0	42.5°
155°	0.0	0.0	0.0	0.0	0.0	0.0	0.0	0.0	0.0	0.0	0.0	45°
157.5°	0.0	0.0	0.0	0.0	0.0	0.0	0.0	0.0	0.0	0.0	0.0	47.5°
160°	0.0	0.0	0.0	0.0	0.0	0.0	0.0	0.0	0.0	0.0	0.0	50°
162.5°	0.0	0.0	0.0	0.0	0.0	0.0	0.0	0.0	0.0	0.0	0.0	52.5°
165°	0.0	0.0	0.0	0.0	0.0	0.0	0.0	0.0	0.0	0.0	0.0	55°
167.5°	0.0	0.0	0.0	0.0	0.0	0.0	0.0	0.0	0.0	0.0	0.0	57.5°
170°	0.0	0.0	0.0	0.0	0.0	0.0	0.0	0.0	0.0	0.0	0.0	60°
172.5°	0.0	0.0	0.0	0.0	0.0	0.0	0.0	0.0	0.0	0.0	0.0	62.5°
175°	0.0	0.0	0.0	0.0	0.0	0.0	0.0	0.0	0.0	0.0	0.0	65°
177.5°	0.0	0.0	0.0	0.0	0.0	0.0	0.0	0.0	0.0	0.0	0.0	66°
180°	0.0	0.0	0.0	0.0	0.0	0.0	0.0	0.0	0.0	0.0	0.0	67.5°
												70°
												72.5°
												75°
												77.5°
												80°
												82.5°
												85°
												87.5°
												90°
												92.5°
												95°
												97.5°
												100°
												102.5°
												105°
												107.5°



NUMBER: P226790  
 NUMBER: ISW-AF-600-LED-E1-SL2

REPORT NUMBER: P  
 CATALOG NUMBER:

**DISTRIBUTION (continued):**

**CANDELA DISTRIBUTION:**

86°	87°	88°	89°	90°	95°	105°	115°	125°	135°	145°	110°	86°
851.2	851.2	851.2	851.2	851.2	851.2	851.2	851.2	851.2	851.2	851.2	110°	0.0
852.4	853.6	854.2	853.6	854.8	854.2	854.8	854.2	851.2	850.6	850.0	112.5°	0.0
853.6	856.0	856.6	857.2	856.0	857.2	854.8	845.1	834.1	822.0	812.3	115°	0.0
854.8	857.8	859.7	859.7	860.3	859.1	850.0	828.7	803.2	777.6	758.2	117.5°	0.0
854.2	858.5	860.3	860.9	860.9	858.5	836.6	802.6	763.6	724.8	685.3	120°	0.0
852.4	856.0	859.1	859.1	859.7	851.2	817.1	768.5	713.3	654.9	602.1	122.5°	0.0
856.0	859.7	859.7	859.7	859.1	844.4	796.5	726.0	651.9	573.0	494.5	125°	0.0
861.5	863.3	862.1	862.1	859.7	837.8	773.4	684.0	586.9	482.4	373.1	127.5°	0.0
866.3	867.6	867.0	863.9	860.9	830.5	749.7	639.8	509.1	373.1	264.3	130°	0.0
871.2	872.5	869.4	864.5	860.3	820.8	721.2	583.3	421.0	255.1	174.9	132.5°	0.0
871.9	873.1	867.6	860.9	854.8	806.2	686.5	523.1	324.4	165.2	136.7	135°	0.0
871.2	870.0	860.9	852.4	845.7	788.6	648.2	448.4	216.3	124.6	119.1	137.5°	0.0
867.0	861.5	854.2	844.4	834.7	769.2	610.0	365.1	136.7	108.1	108.1	140°	0.0
860.9	855.4	846.3	833.5	822.7	750.3	566.2	280.1	109.4	99.6	100.9	142.5°	0.0
858.5	852.4	839.0	825.6	811.7	733.4	520.1	188.3	98.4	94.2	94.8	145°	0.0
863.3	853.0	839.6	824.4	808.0	718.7	472.1	131.2	93.0	88.1	89.3	147.5°	0.0
879.7	870.0	854.2	834.7	817.1	710.2	421.0	108.7	87.5	83.3	83.3	150°	0.0
919.2	906.4	885.2	862.1	840.9	715.7	375.4	99.0	83.3	79.0	79.0	152.5°	0.0
983.0	967.8	943.0	916.8	888.8	742.5	323.9	95.3	80.2	74.2	72.9	155°	0.0
1092.4	1072.4	1039.5	1008.5	975.1	788.6	271.6	93.0	76.5	71.1	68.6	157.5°	0.0
1264.3	1234.5	1195.6	1154.9	1114.2	873.1	230.3	90.5	74.2	68.6	66.2	160°	0.0
1485.4	1465.4	1416.8	1363.3	1314.7	1041.4	206.5	88.7	72.3	65.6	63.8	162.5°	0.0
1767.4	1734.5	1696.3	1648.3	1590.6	1259.5	204.2	88.1	70.5	63.2	62.0	165°	0.0
2065.0	2052.2	1987.3	1957.5	1894.9	1549.9	248.5	89.3	69.3	61.4	59.5	167.5°	0.0
2404.7	2409.6	2348.8	2316.0	2264.3	1918.0	395.5	93.0	69.3	59.5	57.7	170°	0.0
2848.8	2856.7	2785.0	2746.1	2702.3	2330.5	621.5	99.0	71.1	57.7	55.9	172.5°	0.0
3212.7	3170.1	3124.0	3056.0	3000.6	2560.8	598.4	110.0	73.6	55.9	54.1	175°	0.0
3250.3	3219.9	3161.6	3088.2	3020.7	2562.0	522.5	113.6	74.2	55.2	53.5	177.5°	0.0
3245.5	3191.4	3125.2	3063.2	2997.0	2496.4	404.1	118.5	75.9	54.1	52.3	180°	0.0
3020.7	2944.8	2880.3	2794.7	2725.4	2233.9	248.5	117.8	73.6	50.4	49.2		
2490.9	2452.0	2375.5	2306.9	2234.5	1808.1	170.1	105.1	65.0	45.5	46.1		
1611.2	1566.9	1489.1	1450.2	1409.5	1156.8	132.5	85.6	55.2	40.7	42.6		
537.7	520.1	491.5	507.3	483.7	450.8	97.2	65.0	44.4	35.2	37.6		
161.0	157.3	162.9	153.1	162.2	137.3	63.8	45.5	34.1	30.4	33.5		
95.3	94.2	94.2	94.2	91.8	85.6	41.9	31.6	26.1	25.5	27.9		
58.3	57.1	57.7	57.1	58.3	52.3	28.5	21.9	19.4	18.8	22.5		
33.5	33.5	34.1	32.8	33.5	32.2	20.0	14.0	12.8	12.2	16.4		
7.9	7.9	6.0	5.4	6.0	8.5	5.4	4.3	3.7	3.1	5.4		
0.0	0.0	0.0	0.0	0.0	0.0	0.0	0.0	0.0	0.0	0.0		
0.0	0.0	0.0	0.0	0.0	0.0	0.0	0.0	0.0	0.0	0.0		
0.0	0.0	0.0	0.0	0.0	0.0	0.0	0.0	0.0	0.0	0.0		
0.0	0.0	0.0	0.0	0.0	0.0	0.0	0.0	0.0	0.0	0.0		
0.0	0.0	0.0	0.0	0.0	0.0	0.0	0.0	0.0	0.0	0.0		
0.0	0.0	0.0	0.0	0.0	0.0	0.0	0.0	0.0	0.0	0.0		
0.0	0.0	0.0	0.0	0.0	0.0	0.0	0.0	0.0	0.0	0.0		
0.0	0.0	0.0	0.0	0.0	0.0	0.0	0.0	0.0	0.0	0.0		
0.0	0.0	0.0	0.0	0.0	0.0	0.0	0.0	0.0	0.0	0.0		
0.0	0.0	0.0	0.0	0.0	0.0	0.0	0.0	0.0	0.0	0.0		
0.0	0.0	0.0	0.0	0.0	0.0	0.0	0.0	0.0	0.0	0.0		
0.0	0.0	0.0	0.0	0.0	0.0	0.0	0.0	0.0	0.0	0.0		

'226790  
 ISW-AF-600-LED-E1-SL2

REPORT NUMBER: P226790  
 CATALOG NUMBER: ISW-AF-600-LED-E1-SL2

**TION (continued):**

**CANDELA DISTRIBUTION (con**

87°	88°	89°	90°	95°	105°	115°	125°	135°	145°		155°	165°
0.0	0.0	0.0	0.0	0.0	0.0	0.0	0.0	0.0	0.0	0°	851.2	851.2
0.0	0.0	0.0	0.0	0.0	0.0	0.0	0.0	0.0	0.0	2.5°	845.1	840.9
0.0	0.0	0.0	0.0	0.0	0.0	0.0	0.0	0.0	0.0	5°	797.1	785.5
0.0	0.0	0.0	0.0	0.0	0.0	0.0	0.0	0.0	0.0	7.5°	727.8	714.4
0.0	0.0	0.0	0.0	0.0	0.0	0.0	0.0	0.0	0.0	10°	648.9	628.8
0.0	0.0	0.0	0.0	0.0	0.0	0.0	0.0	0.0	0.0	12.5°	548.0	508.5
0.0	0.0	0.0	0.0	0.0	0.0	0.0	0.0	0.0	0.0	15°	431.4	378.5
0.0	0.0	0.0	0.0	0.0	0.0	0.0	0.0	0.0	0.0	17.5°	297.1	254.5
0.0	0.0	0.0	0.0	0.0	0.0	0.0	0.0	0.0	0.0	20°	208.4	192.6
0.0	0.0	0.0	0.0	0.0	0.0	0.0	0.0	0.0	0.0	22.5°	161.0	161.6
0.0	0.0	0.0	0.0	0.0	0.0	0.0	0.0	0.0	0.0	25°	133.7	139.7
0.0	0.0	0.0	0.0	0.0	0.0	0.0	0.0	0.0	0.0	27.5°	117.8	124.0
0.0	0.0	0.0	0.0	0.0	0.0	0.0	0.0	0.0	0.0	30°	108.1	113.6
0.0	0.0	0.0	0.0	0.0	0.0	0.0	0.0	0.0	0.0	32.5°	101.5	103.9
0.0	0.0	0.0	0.0	0.0	0.0	0.0	0.0	0.0	0.0	35°	93.6	94.8
0.0	0.0	0.0	0.0	0.0	0.0	0.0	0.0	0.0	0.0	37.5°	86.8	86.8
0.0	0.0	0.0	0.0	0.0	0.0	0.0	0.0	0.0	0.0	40°	80.8	80.2
0.0	0.0	0.0	0.0	0.0	0.0	0.0	0.0	0.0	0.0	42.5°	75.3	74.8
0.0	0.0	0.0	0.0	0.0	0.0	0.0	0.0	0.0	0.0	45°	69.9	70.5
0.0	0.0	0.0	0.0	0.0	0.0	0.0	0.0	0.0	0.0	47.5°	66.8	67.4
0.0	0.0	0.0	0.0	0.0	0.0	0.0	0.0	0.0	0.0	50°	63.8	64.4
0.0	0.0	0.0	0.0	0.0	0.0	0.0	0.0	0.0	0.0	52.5°	61.4	61.4
0.0	0.0	0.0	0.0	0.0	0.0	0.0	0.0	0.0	0.0	55°	58.9	58.3
0.0	0.0	0.0	0.0	0.0	0.0	0.0	0.0	0.0	0.0	57.5°	57.1	55.9
0.0	0.0	0.0	0.0	0.0	0.0	0.0	0.0	0.0	0.0	60°	55.2	54.1
0.0	0.0	0.0	0.0	0.0	0.0	0.0	0.0	0.0	0.0	62.5°	54.1	52.3
0.0	0.0	0.0	0.0	0.0	0.0	0.0	0.0	0.0	0.0	65°	52.9	51.7
0.0	0.0	0.0	0.0	0.0	0.0	0.0	0.0	0.0	0.0	66°	52.3	51.0
0.0	0.0	0.0	0.0	0.0	0.0	0.0	0.0	0.0	0.0	67.5°	51.7	50.4
										70°	49.2	48.0
										72.5°	45.5	44.9
										75°	41.9	40.7
										77.5°	37.0	36.4
										80°	31.6	31.0
										82.5°	26.7	25.5
										85°	21.3	20.0
										87.5°	14.6	13.4
										90°	3.7	4.3
										92.5°	0.0	0.0
										95°	0.0	0.0
										97.5°	0.0	0.0
										100°	0.0	0.0
										102.5°	0.0	0.0
										105°	0.0	0.0
										107.5°	0.0	0.0



REPORT NUMBER: P226790

CATALOG NUMBER: ISW-AF-600-LED-E1-

00-LED-E1-SL2

**tinued):**

175°	180°
851.2	851.2
837.2	842.7
781.9	780.1
703.5	704.1
608.8	610.0
486.0	478.7
348.1	351.2
242.4	241.8
194.5	195.6
166.4	166.4
148.2	148.2
130.6	131.2
118.5	119.7
107.5	108.1
96.6	97.2
87.5	87.5
81.4	82.0
77.1	77.1
72.9	72.9
69.3	70.5
65.6	66.2
62.0	62.6
58.3	58.3
55.2	55.2
52.9	52.3
51.0	49.8
49.2	48.6
48.6	48.0
48.0	47.4
46.7	46.1
44.9	44.4
41.3	40.1
37.6	36.4
34.7	32.8
29.2	27.9
21.3	20.0
12.8	12.8
3.1	3.1
0.0	0.0
0.0	0.0
0.0	0.0
0.0	0.0
0.0	0.0
0.0	0.0
0.0	0.0
0.0	0.0
0.0	0.0

**CANDELA DISTRIBUTION (continued):**

	155°	165°	175°
110°	0.0	0.0	0.0
112.5°	0.0	0.0	0.0
115°	0.0	0.0	0.0
117.5°	0.0	0.0	0.0
120°	0.0	0.0	0.0
122.5°	0.0	0.0	0.0
125°	0.0	0.0	0.0
127.5°	0.0	0.0	0.0
130°	0.0	0.0	0.0
132.5°	0.0	0.0	0.0
135°	0.0	0.0	0.0
137.5°	0.0	0.0	0.0
140°	0.0	0.0	0.0
142.5°	0.0	0.0	0.0
145°	0.0	0.0	0.0
147.5°	0.0	0.0	0.0
150°	0.0	0.0	0.0
152.5°	0.0	0.0	0.0
155°	0.0	0.0	0.0
157.5°	0.0	0.0	0.0
160°	0.0	0.0	0.0
162.5°	0.0	0.0	0.0
165°	0.0	0.0	0.0
167.5°	0.0	0.0	0.0
170°	0.0	0.0	0.0
172.5°	0.0	0.0	0.0
175°	0.0	0.0	0.0
177.5°	0.0	0.0	0.0
180°	0.0	0.0	0.0

